



Ship Datacard

Senschuka-I Patrol Ship


SHIP NAME: _____

ID: _____

SQUADRON: _____

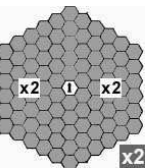
Class: Particle
Range: 4/8/12/16
Fire Control: d10/d8/d8
Damage: d12
Max Shots/Turn: 2

Medium Bolter



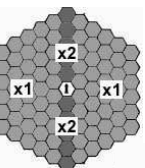
Class: Particle
Range: 2/4/6/8
Fire Control: d8/d8/d10
Damage: d8
Max Shots/Turn: 3

Light Bolter



Class: Plasma
Range: 1/2/3/4
Fire Control: d8/d6/-
Damage: 4d6/3d6/2d6/d6
Max Shots/Turn: 3

Plasma Torch



CMD RATING: 3
CMD COST: 1
DEF RATING: 16
ARMOR: 2
SENSOR: 9
AVAIL: Common

RACE: Dilgar Imperium
CLASS: Senschuka-I Patrol Ship
CATEGORY : Medium
YEAR IN SERVICE: 2224
Jump Drive: No
POINT VALUE: 165

NOTES:

NOTES:

STRUCTURAL DATA

RATING/NUMBER	1	2	3	4	5	6	7	8	9	10	11	12	13	14	15	16	17	18	19	20	21	22	23	24	25	26	27	28	29	30
STRUCTURE	N																													
SENSORS																														
Medium Bolter																														
Light Bolter																														
Plasma Torch																														

MANEUVERING DATA

SPEED/RATING	1	2	3	4	5	6	7	8	9	10	11	12	13	14	15	16	17	18	19	20	21	22	23	24	25	26	27	28	29	30
COME ABOUT																														
HARD TURN																														
COURSE CORRECT																														
TURN																														
MAX ACCEL																														
MAX DECEL																														

Version 1.0



Ship Datacard

Senschuka-I Patrol Ship

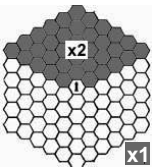
SHIP NAME: _____

ID: _____

SQUADRON: _____

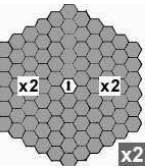
Class: Particle
Range: 4/8/12/16
Fire Control: d10/d8/d8
Damage: d12
Max Shots/Turn: 2

Medium Bolter



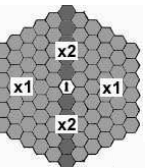
Class: Particle
Range: 2/4/6/8
Fire Control: d8/d8/d10
Damage: d8
Max Shots/Turn: 3

Light Bolter



Class: Plasma
Range: 1/2/3/4
Fire Control: d8/d6/-
Damage: 4d6/3d6/2d6/d6
Max Shots/Turn: 3

Plasma Torch



CMD RATING: 3
CMD COST: 1
DEF RATING: 16
ARMOR: 2
SENSOR: 9
AVAIL: Common

RACE: Dilgar Imperium
CLASS: Senschuka-I Patrol Ship
CATEGORY : Medium
YEAR IN SERVICE: 2224
Jump Drive: No
POINT VALUE: 165

NOTES:

NOTES:

STRUCTURAL DATA

RATING/NUMBER	1	2	3	4	5	6	7	8	9	10	11	12	13	14	15	16	17	18	19	20	21	22	23	24	25	26	27	28	29	30
STRUCTURE	N																													
SENSORS																														
Medium Bolter																														
Light Bolter																														
Plasma Torch																														

MANEUVERING DATA

SPEED/RATING	1	2	3	4	5	6	7	8	9	10	11	12	13	14	15	16	17	18	19	20	21	22	23	24	25	26	27	28	29	30
COME ABOUT																														
HARD TURN																														
COURSE CORRECT																														
TURN																														
MAX ACCEL																														
MAX DECEL																														

Version 1.0