



Ship Datacard

Seraph

SHIP NAME:

ID:

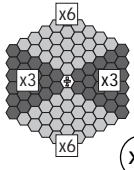
SQUADRON:

CMD RATING: 4
CMD COST: 2
DEF RATING: 16
ARMOR: 8
SENSOR: 12
AVAIL: Common

RACE: The Triad: Order
CLASS: Seraph
CATEGORY : Medium
YEAR IN SERVICE: Primordial
JUMP DRIVE: YES
POINT VALUE: 400

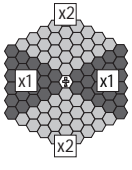
Class: Laser
Range: 1/2/3/4
Fire Control: d8/d10/d12
Damage: 4d10+1
Max Shots/Turn: 2

Photonic Prism Beam



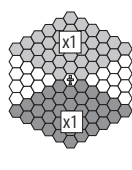
Class: Laser
Range: 2/4/6/8
Fire Control: d8/d10/d12
Damage: 8d10+1
Max Shots/Turn: 2

Photonic Prism Beam



Class: Laser
Range: 4/8/12/16
Fire Control: d10d10/d10
Damage: 14d10+1
Max Shots/Turn: 2

Photonic Prism Beam



Class: Particle
Range: 6/12/18/24
Fire Control: d12/d12/d10
Damage: 20d10+1
Max Shots/Turn: 2

Photonic Prism Beam

Not Available
for this Vessel

NOTES:

Gravitic Drive System
Adv Sensors
Adv Armor
Triad Self Repair - 1
EM Field - 1

STRUCTURAL DATA

RATING/NUMBER	1	2	3	4	5	6	7	8	9	10	11	12	13	14	15	16	17	18	19	20	21	22	23	24	25	26	27	28	29	30
STRUCTURE																														
SENSORS																														
Photonic Prism Beam																														

MANEUVERING DATA

SPEED/RATING	1	2	3	4	5	6	7	8	9	10	11	12	13	14	15	16	17	18	19	20	21	22	23	24	25	26	27	28	29	30
COME ABOUT																														
HARD TURN																														
COURSE CORRECT																														
TURN																														
MAX ACCEL																														
MAX DECEL																														

WARNER BROS. c 2000 PERMISSION TO PHOTOCOPY FOR PERSONAL USE IN THE GAME



Ship Datacard

Seraph

SHIP NAME:

ID:

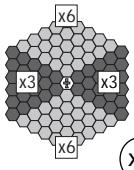
SQUADRON:

CMD RATING: 4
CMD COST: 2
DEF RATING: 16
ARMOR: 8
SENSOR: 12
AVAIL: Common

RACE: The Triad: Order
CLASS: Seraph
CATEGORY : Medium
YEAR IN SERVICE: Primordial
JUMP DRIVE: YES
POINT VALUE: 400

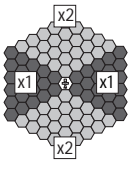
Class: Laser
Range: 1/2/3/4
Fire Control: d8/d10/d12
Damage: 4d10+1
Max Shots/Turn: 2

Photonic Prism Beam



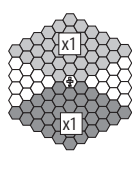
Class: Laser
Range: 2/4/6/8
Fire Control: d8/d10/d12
Damage: 8d10+1
Max Shots/Turn: 2

Photonic Prism Beam



Class: Laser
Range: 4/8/12/16
Fire Control: d10d10/d10
Damage: 14d10+1
Max Shots/Turn: 2

Photonic Prism Beam



Class: Particle
Range: 6/12/18/24
Fire Control: d12/d12/d10
Damage: 20d10+1
Max Shots/Turn: 2

Photonic Prism Beam

Not Available
for this Vessel

NOTES:

Gravitic Drive System
Adv Sensors
Adv Armor
Triad Self Repair - 1
EM Field - 1

STRUCTURAL DATA

RATING/NUMBER	1	2	3	4	5	6	7	8	9	10	11	12	13	14	15	16	17	18	19	20	21	22	23	24	25	26	27	28	29	30
STRUCTURE																														
SENSORS																														
Photonic Prism Beam																														

MANEUVERING DATA

SPEED/RATING	1	2	3	4	5	6	7	8	9	10	11	12	13	14	15	16	17	18	19	20	21	22	23	24	25	26	27	28	29	30
COME ABOUT																														
HARD TURN																														
COURSE CORRECT																														
TURN																														
MAX ACCEL																														
MAX DECEL																														

WARNER BROS. c 2000 PERMISSION TO PHOTOCOPY FOR PERSONAL USE IN THE GAME